District A 12

As of May 2026 Cumulative

Year	New Clubs	Dropped Clubs	Gain/ Loss Clubs	New Members	Charter Members	Reinstate Members	Transfer Members	Total Member Added	Total Members Dropped	Gain/ Loss Members
2021-2022	0	2	-2	131	3	6	10	150	137	13
2022-2023	0	1	-1	143	3	7	6	159	143	16
2023-2024	0	1	-1	121	0	6	7	134	140	-6
2024-2025	0	1	-1	97	0	12	6	115	176	-61
2025-2026	0	0	0	93	0	8	2	103	77	26
Average	**0**	**1**	**-1**	**117**	**1**	**8**	**6**	**132**	**135**	**-2**

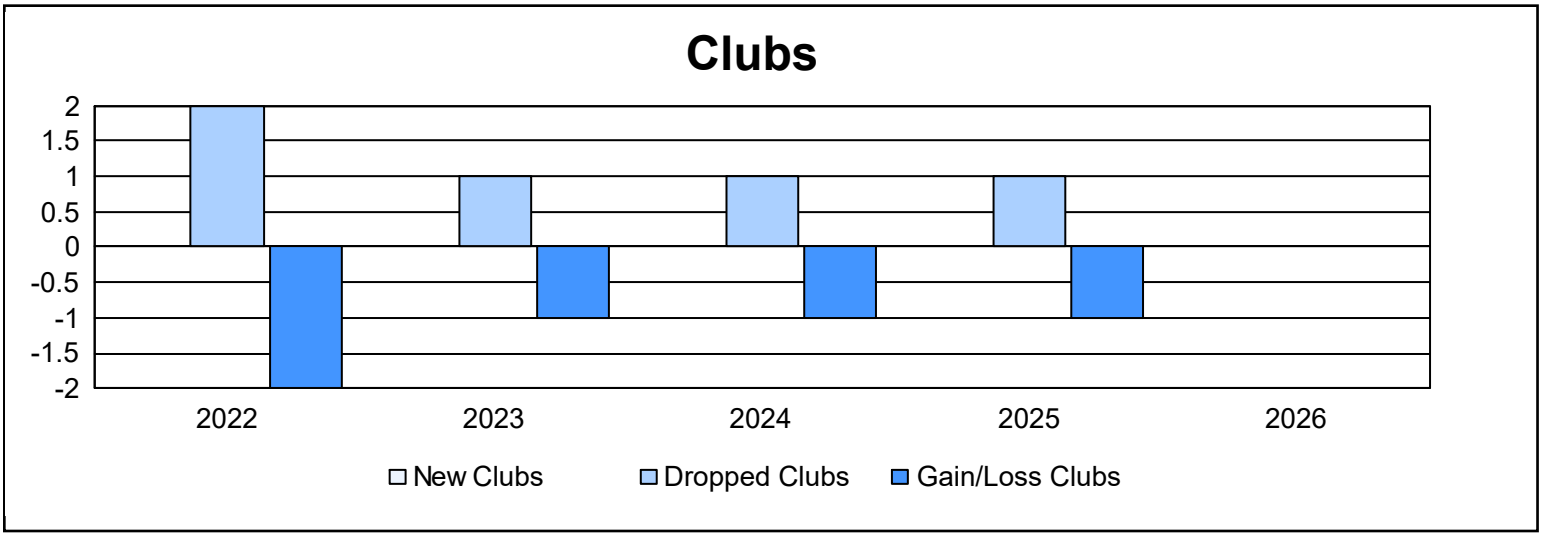

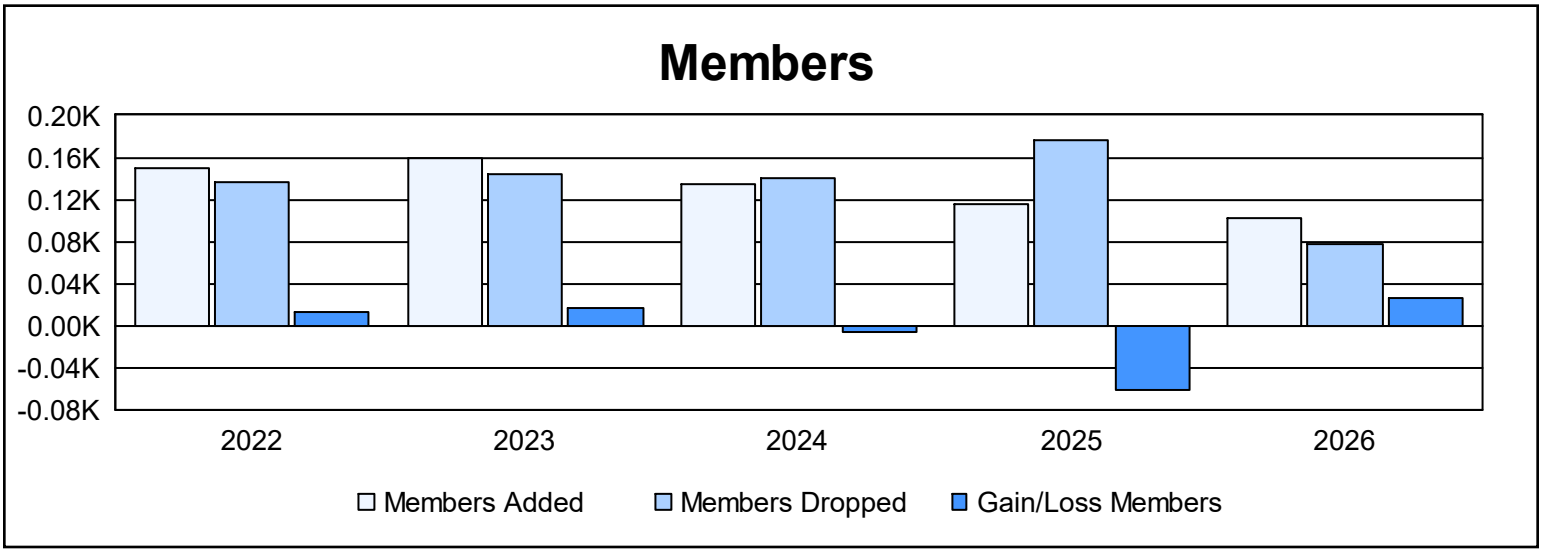

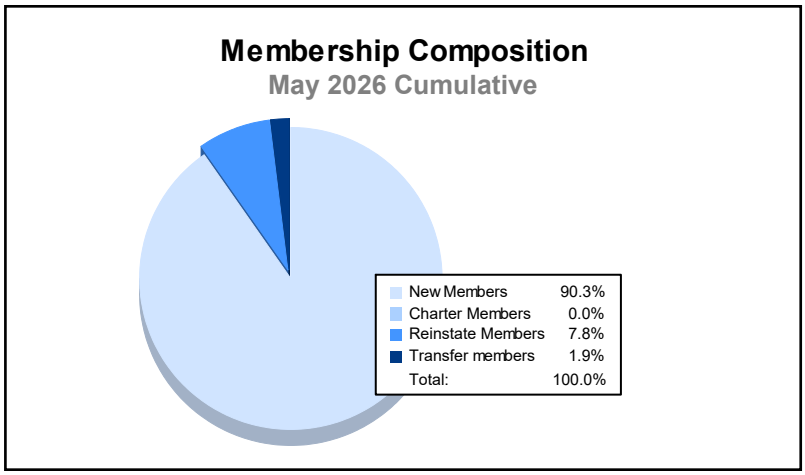
Membership Composition
May 2026 Cumulative
New Members 90.3%
Charter Members 0.0%
Reinstate Members 7.8%
Transfer members 1.9%
Total: 100.0%

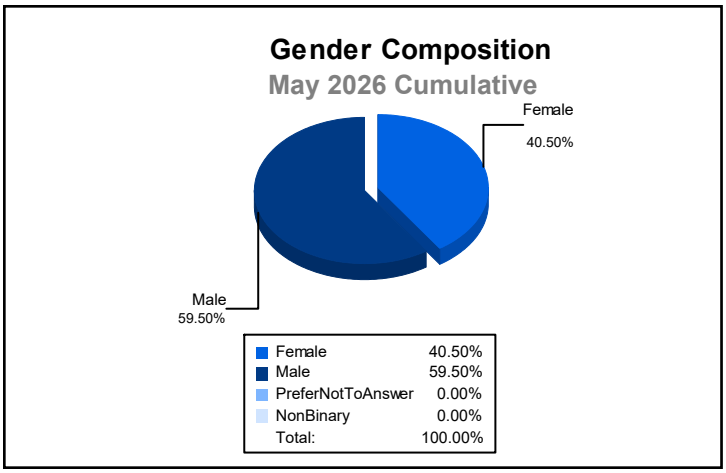
Gender Composition
May 2026 Cumulative
Female
40.50%
Male
59.50%
Female 40.50%
Male 59.50%
PreferNotToAnswer 0.00%
NonBinary 0.00%
Total: 100.00%